

# National Insulin Pump Audit

Philip Weston

Royal Liverpool University Hospital

# Overview

- Background to current audit
- Results
- Recommendations

# National Audit 2012

- 183 pump sites (151 in England)
- Data returns from 97%
- 13428 pump users (c6% of type 1 population)
- Completed clinical data on 6221- 46%
- Anecdotally data useful

# Aims NDA Pump Audit 2013-15

- Link to NDA
- Number of pump users
- Indication for pump
- Treatment outcomes

# Number of Centres

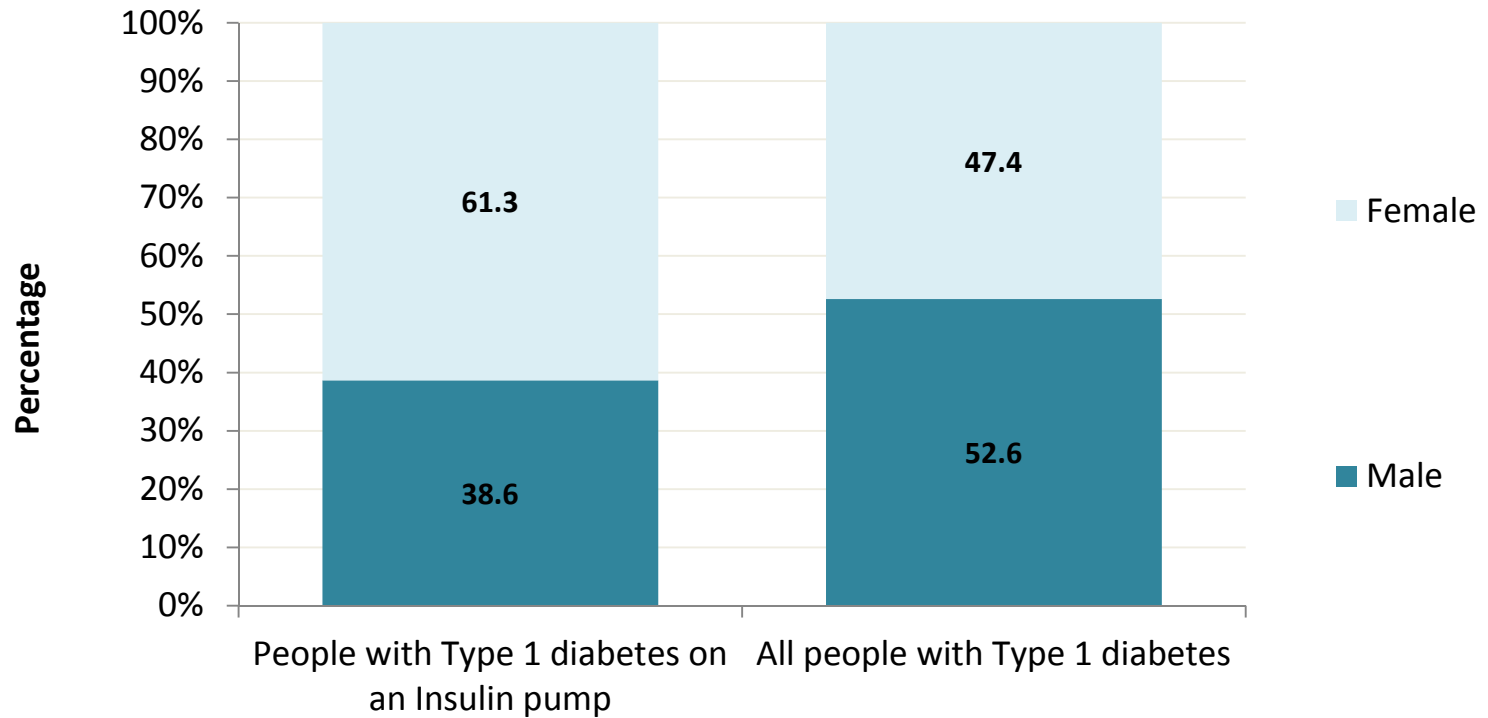
<b>Audit Participation</b>	<b>2013-2014</b>	<b>2014-2015</b>
<b>Insulin pump and NDA</b>	26	42
<b>Insulin pump only</b>	2	2
<b>NDA only</b>	51	57

# Type of Diabetes

	2012 Audit		2014-15	
	Number	Percentage	Number	Percentage
Type 1	6,117	98	4,348	81.9
Type 2	57	0.9	599	11.3
Other	48	0.8	365	6.9
<b>Total</b>	<b>6,221</b>		<b>5,312</b>	

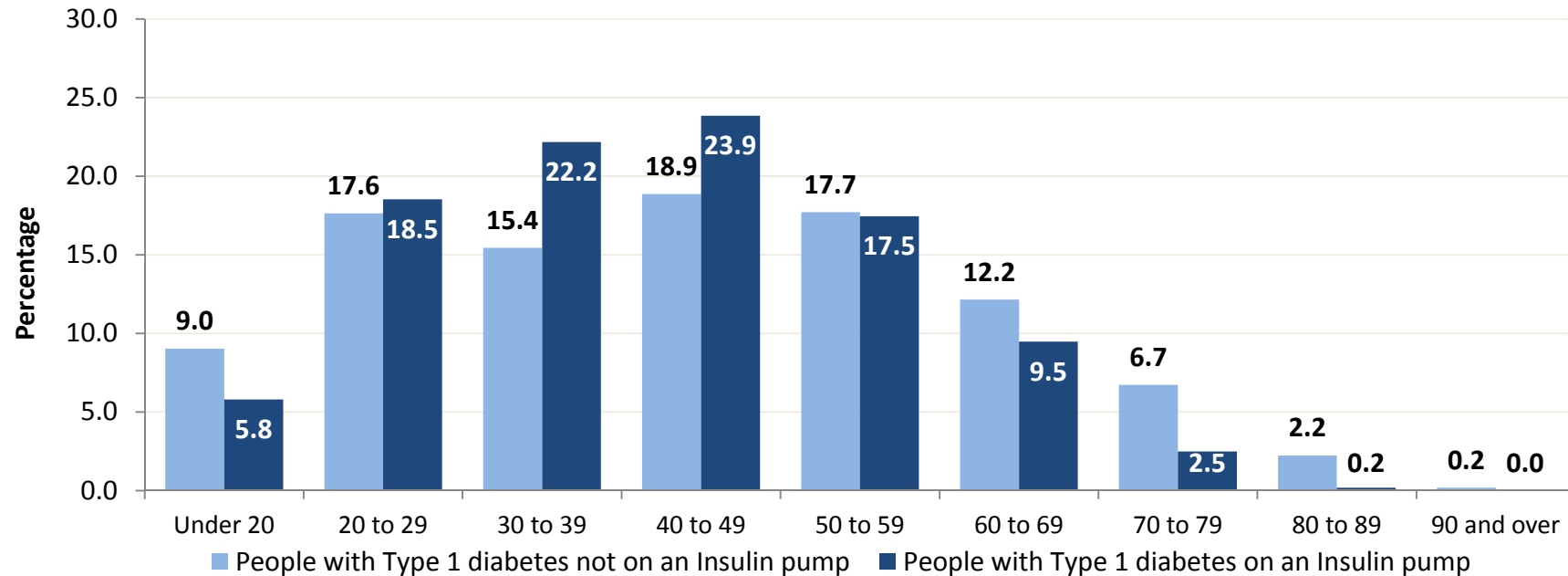
# Demographic Data

# Sex Distribution



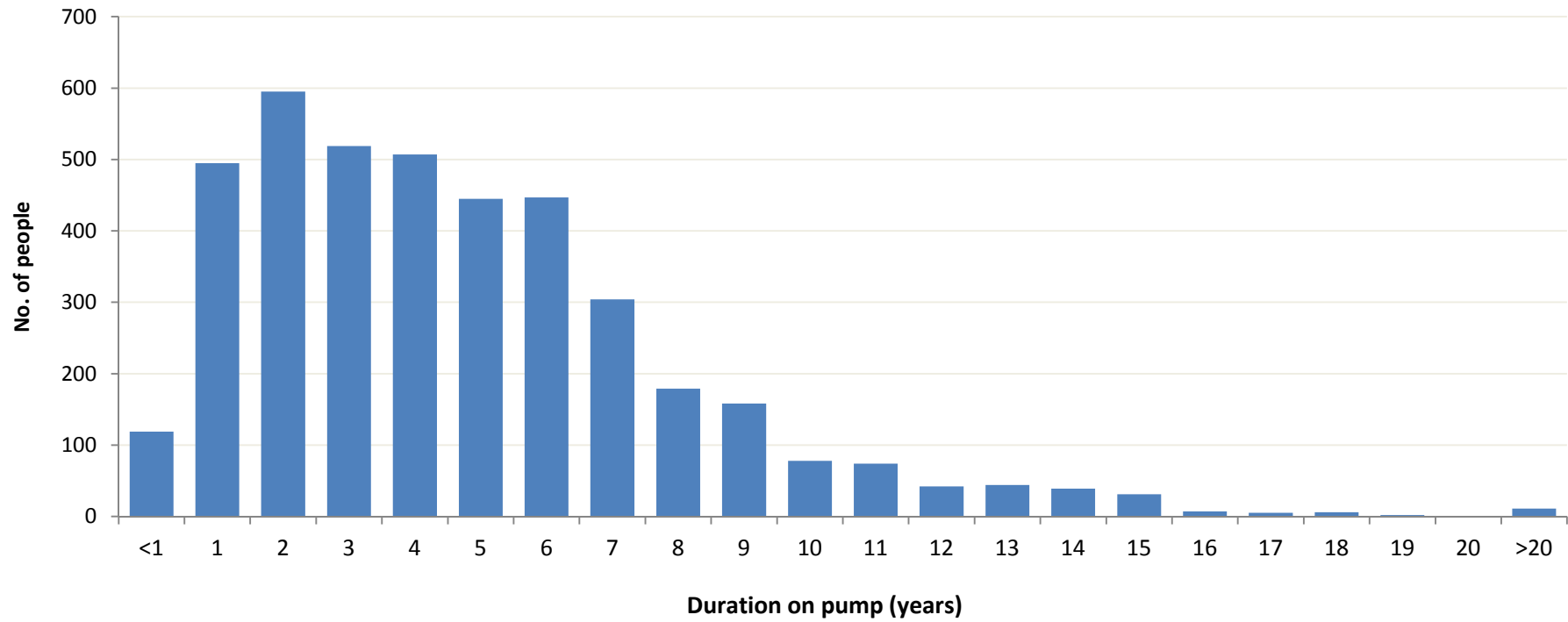


# Age Distribution

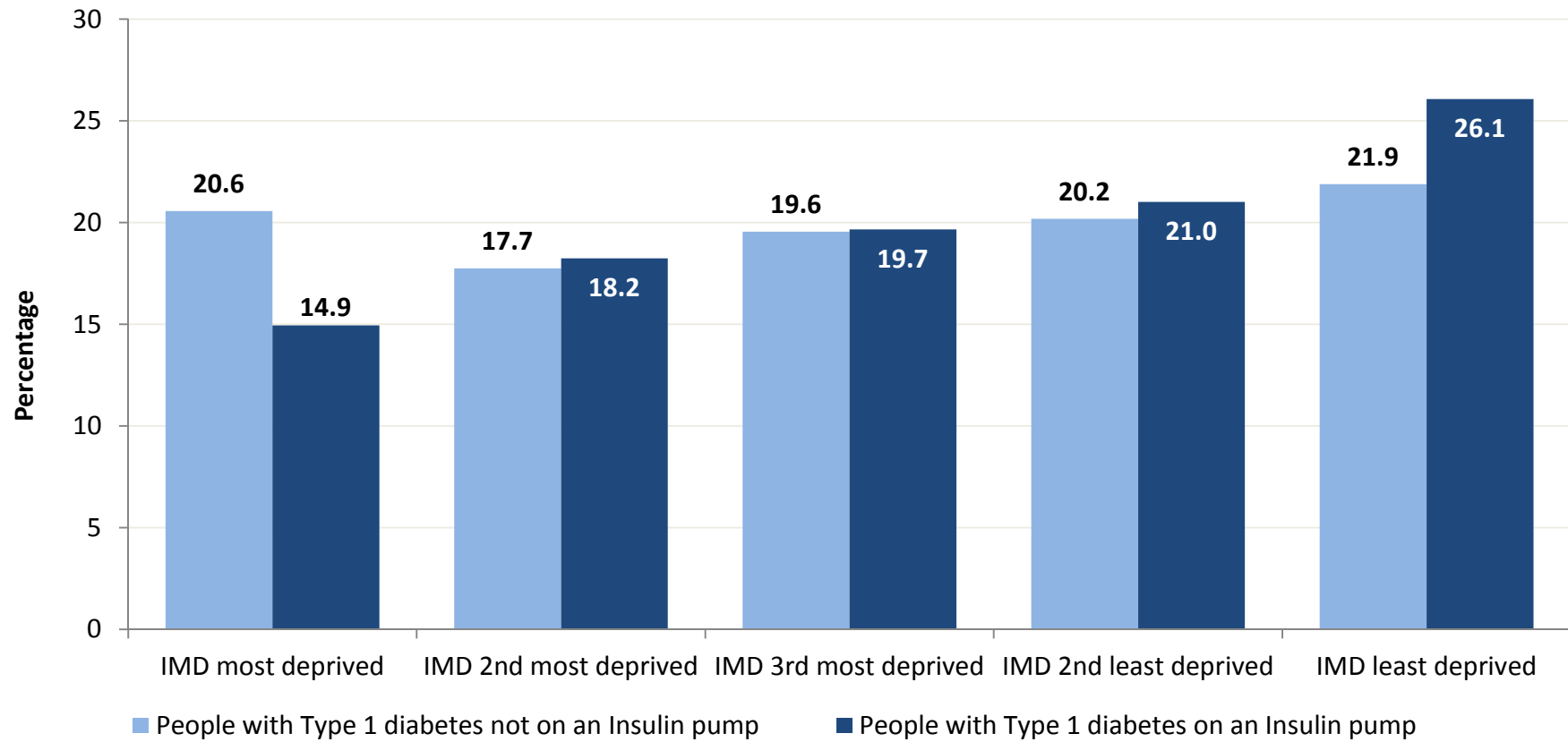


In 2014-15, the proportion of people with Type 1 diabetes attending participating specialist services and treated with an insulin pump is 12.2 per cent

# Years on Pump



# Deprivation Indices



# Clinical Data

# Completeness of Data

Column on the collection form	2013-14		2014-15	
	Response	Percentage Completed	Response	Percentage Completed
<b>Reason for starting</b>				
Hypoglycaemia Reduction	915	27.5	1,531	28.8
Glucose Control	810	24.4	1,494	28.1
Other	211	6.3	359	6.8
<b>Treatment Goals</b>				
Hypoglycaemia Reduction	1,635	49.2	2,744	51.7
Glucose Control	1,770	53.3	2,936	55.3
<b>Year Started using Pump</b>	3070	92.4	4981	93.8

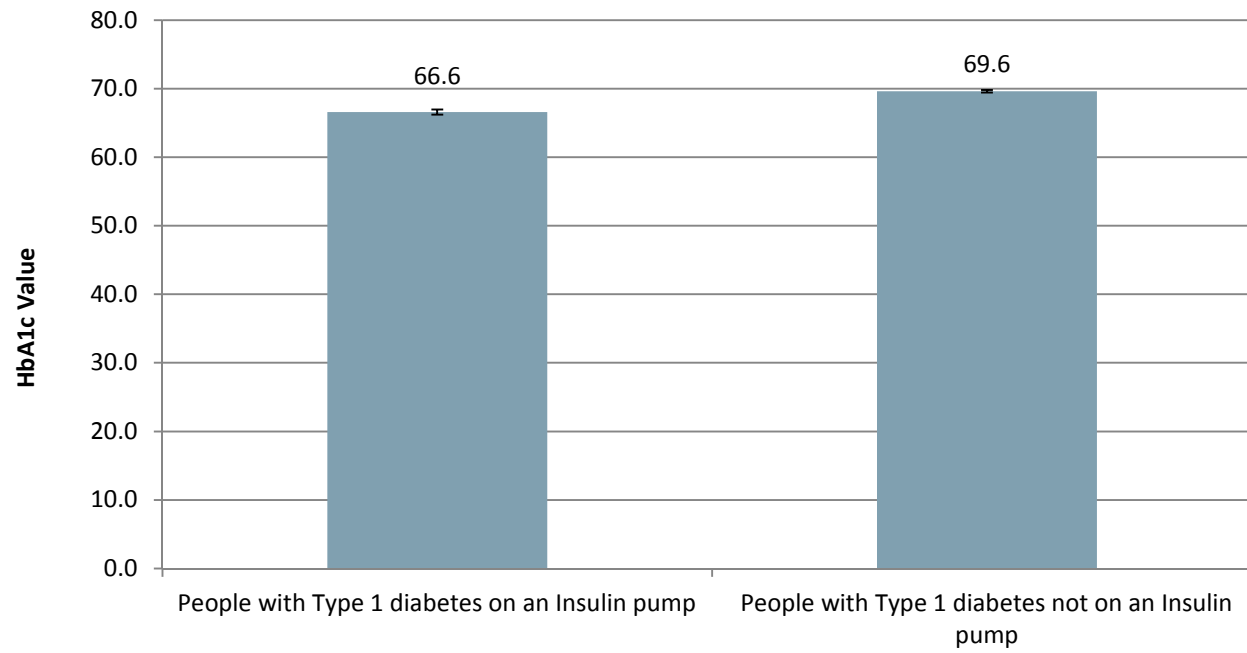
# Percentage Achieving Hypo Target

	2013-14	2014-15
Yes	792	1,609
No	101	247
N/A	215	200
Unknown	527	688
Missing	1,688	2,568
<b>Total</b>	<b>3,323</b>	<b>5,312</b>

# Percentage Meeting HbA1c Target

	2013-14	2014-15
Yes	712	1,492
No	204	557
N/A	143	143
Unknown	711	744
Missing	1,553	2,376
<b>Total</b>	<b>3,323</b>	<b>5,312</b>

# Mean HbA1c

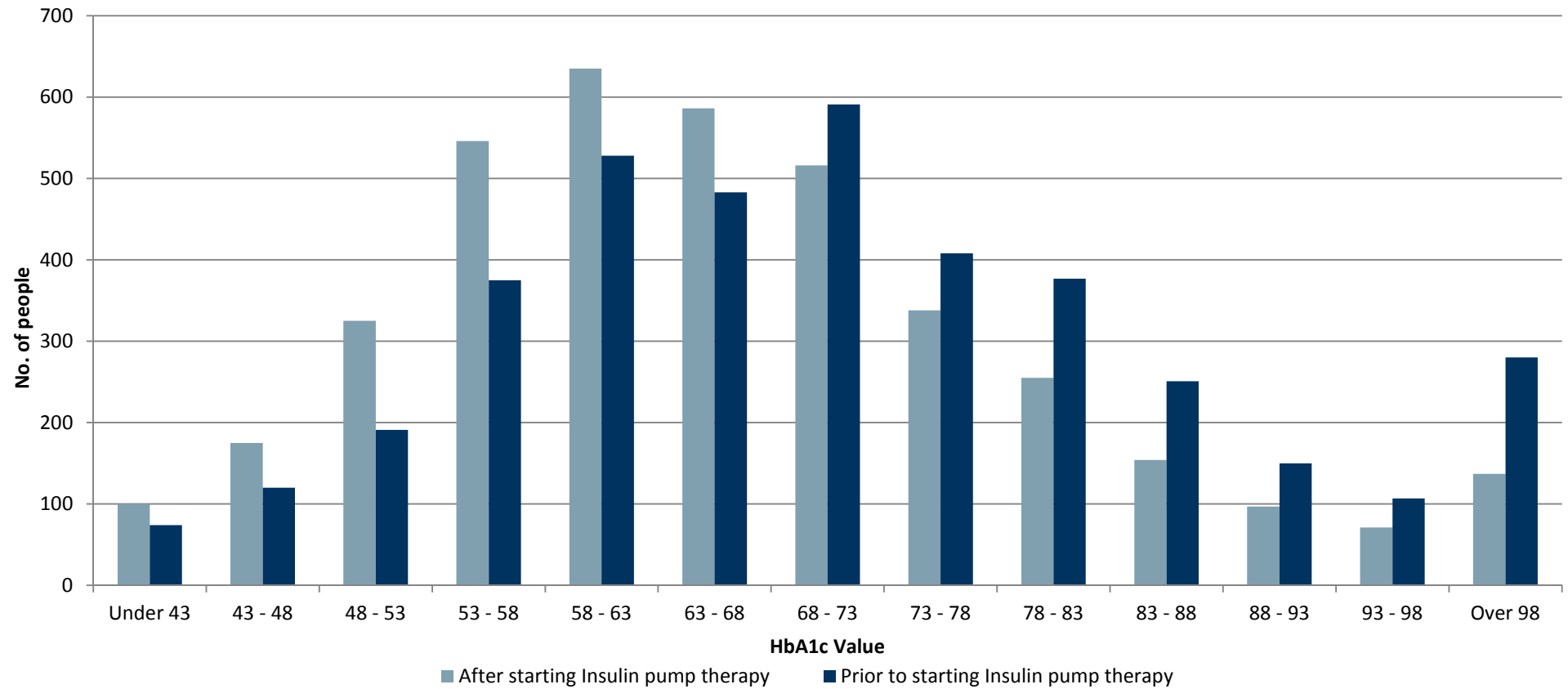




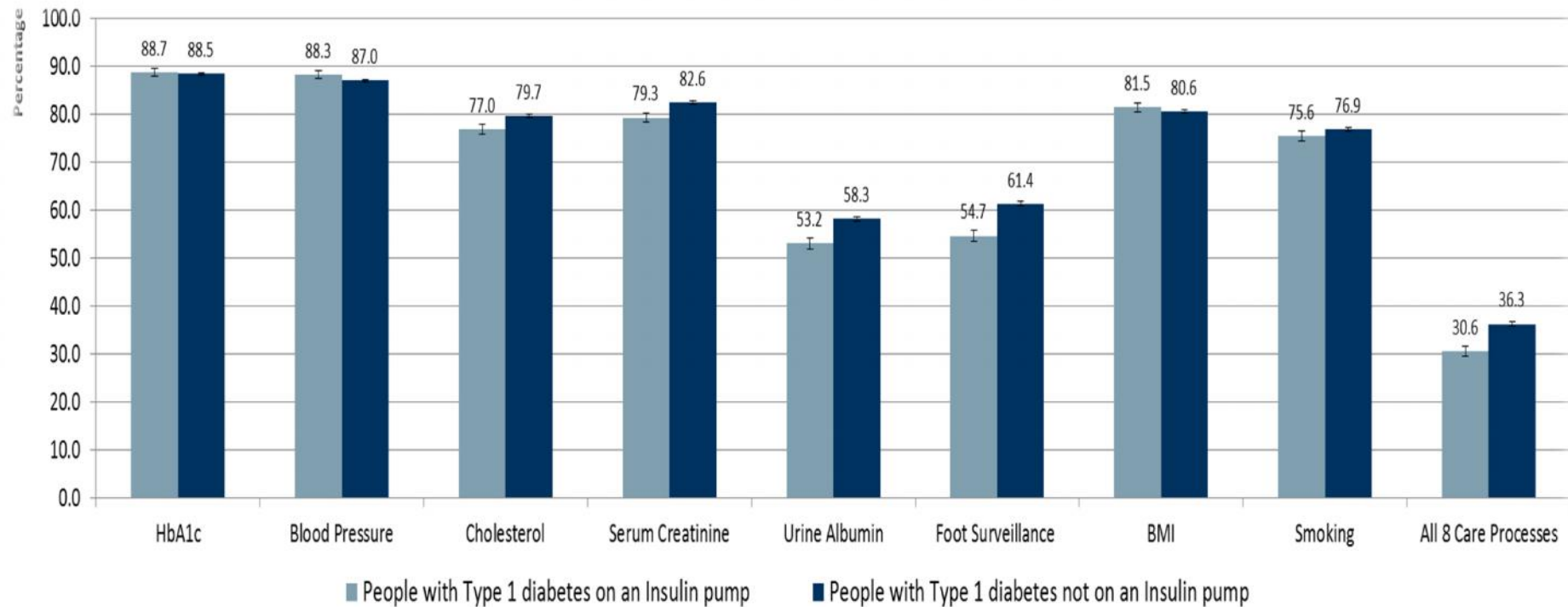
# Percentage Reaching HbA1c Treatment Target

	Before	After
HbA1c <6.5% (48 mmol/mol)	4.7	6.5
HbA1c 7.5% (58 mmol/mol)	21.1	32.4
HbA1c 10.0% (86 mmol/mol)	84.3	91.2

# Distribution of HbA1c



# Type 1 Care Processes



# Recommendations

- Collect data from 2015-16
- Ensure accurate coding
- HSCIC are working on submission process and clinical outcome metrics

# Pump Service Recommendations

- Use centre data for service development
- Ensure all patients receive care processes
- Have treatment targets been met?
- Also submit data to NDA

# Summary

- The process can work
- Issues with coding and data completion
- Audit is only as good as the data provided
- As enthusiasts we should submit our data

<http://www.hscic.gov.uk/catalogue/PUB20436>